

HIEYE

Round LED Highbay



Applications: Industrial and warehouse, factories, retail and grocery, shopping mall, supermarkets, exhibition centers

PERFORMANCE SUMMARY

The HiEye Series LED High Bay luminaire delivers up to 41,400 lumens with illumination performance to allow for replacement of 400W metal halide high-bay lighting and multi-lamp fluorescent high-bay fixtures.

The HiEye Series obsoletes the need to continue using energy-wasting and high maintenance fluorescent and HID high-bay fixtures.

Features

- On board field selectable, 4 way power control
- Exceptional operating efficiency of 138lm/W
- High output Philips LumiLED 2835 COB
- 4kV built in surge protection
- Die cast thick gauge aluminium alloy construction
- Surface finished with a proprietary electrostatic coating, withstanding harsh industrial conditions without cracking or peeling
- Available with both acrylic and aluminum reflector, for an array of commercial and industrial applications
- Delivered lighting output from 4,140 to 41,000 median lumens
- Integral screw on motion sensor option
- DLC Premium 5.0 qualified product

Specification

Volts: AC100-277/277-480V
 Average Rated Life: 70,000hrs
 Dimming: 0-10V
 Environment Location: IP65
 PF: > 0.9 THD: < 20% CRI: RA80
 Ambient temp: -40°F to 122°F
 Surge: 4kV line neutral
 Impact Rating: IK10

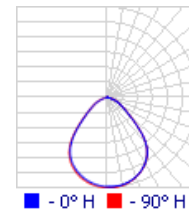
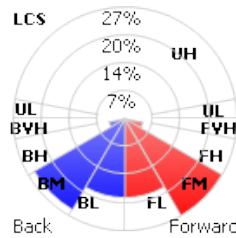
PRODUCT CODE

Example HiEye 120 cat. 100.ACB.4.12.B.H.MD/EM

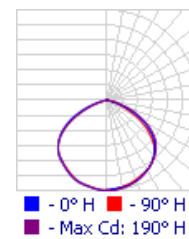
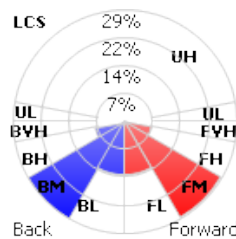


PHOTOMETRICS

90° (90)



120° (120)



Model	Wattage	Accessories*	CCT (°K)	Beam Angle	Finish	Mount	Control ¹
HiEye 120 100-277V	100 - 30/50/80/100W	AL - Aluminium Reflector	4 - 4000	12 - 120°	B - Black	H - Hook	EM - Emergency Battery Backup, 2000lm/90min
	4140/6900/11040/13800lms		5 - 5000	9 - 90°	W - White	YK - Yoke	
HiEye 400 277-480V	150 - 50/80/100/150W	AC - Acrylic Reflector	345 ³ - CCT Selectable	3/4/5/5700		O - O-Ring	R(n) ² - Remote Control
	6900/11040/13800/20700lms						
	200 - 80/100/150/200W	WG - Wire Guard	0 - None				MD - Motion Sensor
	11040/13800/20700/27600lms						
230 - 100/150/200/230W						0 - None	
13800/20700/27600/31740lms							
	300 - 150/200/230/300W						
	20700/27600/31740/41400lms						

NOTES

¹R can only be selected together with MD that can be used for programming (at least one per job site)

²Denotes 'n' quantity required

³CCT selectable available in 150/230W

*Contact factory for availability



HIEYE

Round LED Highbay

MOUNTING



OR
O-Ring



H
Hook



YK
Yoke

CONTROL

Emergency Pack (EM)



Motion Sensor (MD)



REFLECTOR

Acrylic (AC)



Acrylic/Bottom Cover (ACB)



Aluminium (AL)



Wireguard (WG)



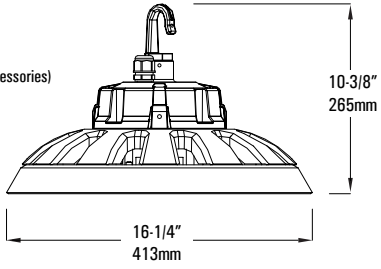
HIEYE

Round LED Highbay

DIMENSIONS

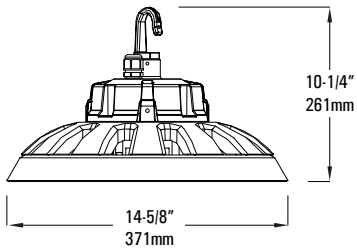
300W

Weight (May vary with accessories)
300W: 10.4lbs (4.7kg)




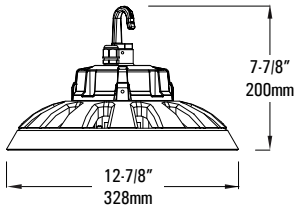
200/230W

Weight:
200/230W: 10.4lbs (4.7kg)



100/150W

Weight:
100/150W: 10.4lbs (4.7kg)



Motion Detector (MD)

*Remote Control Optional

